



ASM SERIES MINIATURE HIGH TEMPERATURE PRESSURE TRANSDUCER RANGES BELOW 500 PSI

The ASM Series of high performance pressure transducers have been designed for high temperature installations on motorsport and on-vehicle automotive applications. The ASM is ideal for high precision data acquisition or control systems. These transducers can also be installed directly onto vehicles or as part of a test stand or dyno.

Offering a high level of reliability and endurance the ASM is protected against the high vibration, shock and high temperatures found in motorsport. Continuous operation up to 300°F allows for installations in hot zones. The modular construction and programmable amplifier provide a fast delivery time for standard and custom configurations.

Pressure ranges are available between 0-30 and 0-500 psi in either Absolute or Sealed Gauge reference. For higher ranges see our ASM High Range datasheet.

Industry standard 3-wire electrical connections allow configuration with most common ECU's and data logging systems.

The ASM Series are race proven and can be found in many race formula around the world.

TECHNICAL SPECIFICATIONS

Pressure Reference	Absolute and Sealed Gauge
Standard Pressure Ranges (psi)	30, 75, 150, 200, 300, 500
Proof Pressure (overload)	300% of Range
Burst Pressure	>1000% of Range
Accuracy	±0.08% FS Combined Linearity & Hysteresis (CNLH)
Thermal Effects	TEB for Compensated Range <±0.25%
Output	0.5V to 4.5V (±0.5%)
Power Supply	5V (±0.5V) Ratiometric or 8-16Vdc
Operating Temperature Range	-5°F to 300°F (-20°C to +150°C)
Compensated Temperature Range	32°F to 250°F (0°C to +125°C)
Bandwidth	0-1000Hz, 5000Hz (Selectable at time of Order)
Construction	Stainless Steel
Electrical Connection	20" 26AWG, 55spec Wire + DR25 Sleeve
Process Connection (Thread Size)	Please see Part Number Configurator - page 2
Protection Class	IP67
EMC Protection & Vibration	EN E50082-1 and Mil-Std-810C, Curve L, 20G
Weight	1.3oz (Including Cable)
Options	Cable Spec, Connector Fitted, Thread Size & Labelling

PMC/KASensors adopts a continuous development program which sometimes necessitates specification changes without notice

Sensors For Motorsport


Features

- 300°F Continuous
- 0-30 to 0-500 psi
- Amplified Output
- Miniature Size
- ±0.08% Accuracy

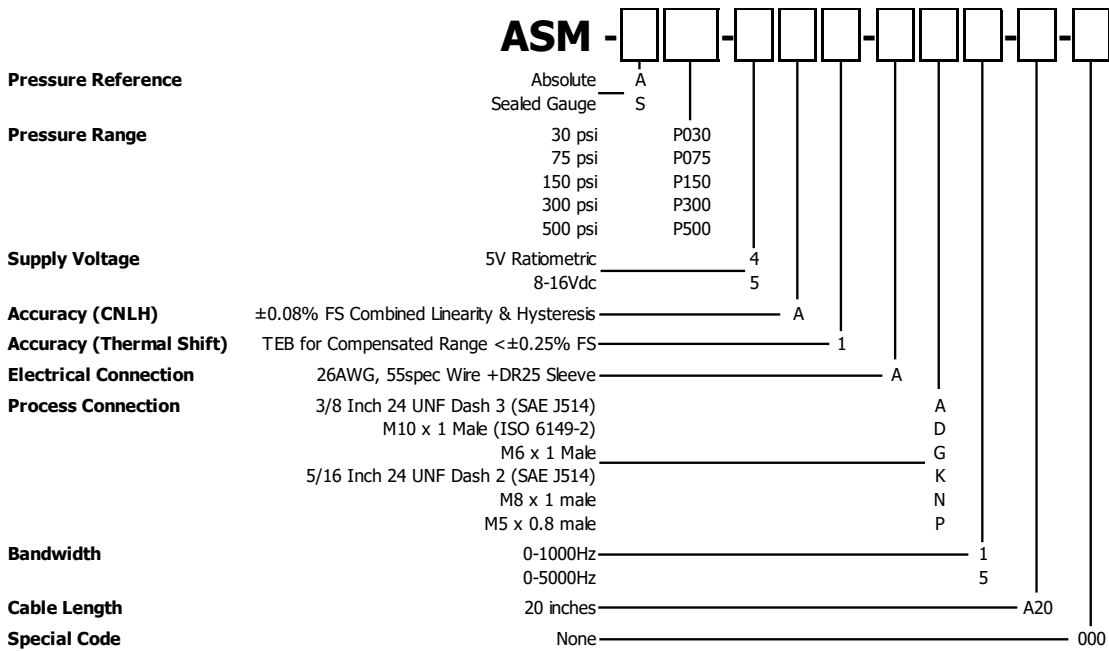
Applications

- Coolant
- Brakes
- Water
- Boost
- Fuel
- Oil

sales@pmc1.com
www.kasensors.com
Represented by:



PART NUMBER CONFIGURATOR



*Sense
Analyze
Control*

Sensors For:

- Temperature
- Acceleration
- Pressure
- Position
- Torque
- Speed
- Angle
- Force

Services For:

- Data Logging
- Telemetry
- Controls
- Wiring

Contact Us

KA Sensors
Division of
PMC Engineering LLC
11 Old Sugar Hollow Rd
Danbury, CT 06810
USA

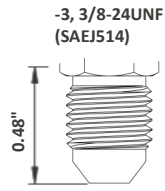
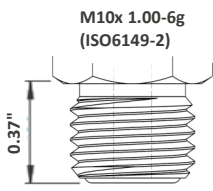
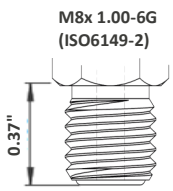
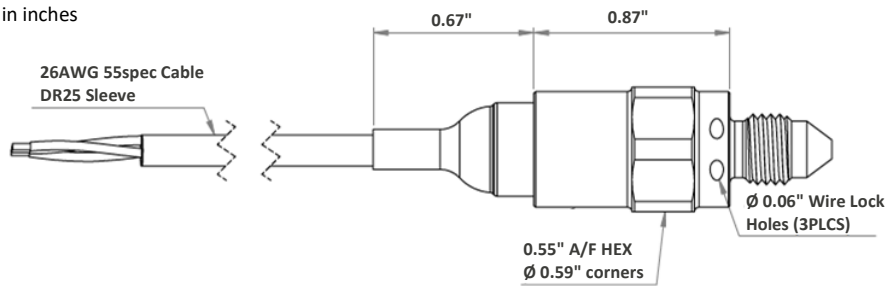
Tel: 203-792-8686
Fax: 203-743-2051

sales@pmc1.com
www.kasensors.com

The KA configuration tool is used to specify a standard KA Sensor, other options are available.

MECHANICAL DETAILS

Dimensions in inches



ELECTRICAL DETAILS

+Ve Supply	0V Supply	Signal
Red	Black	White